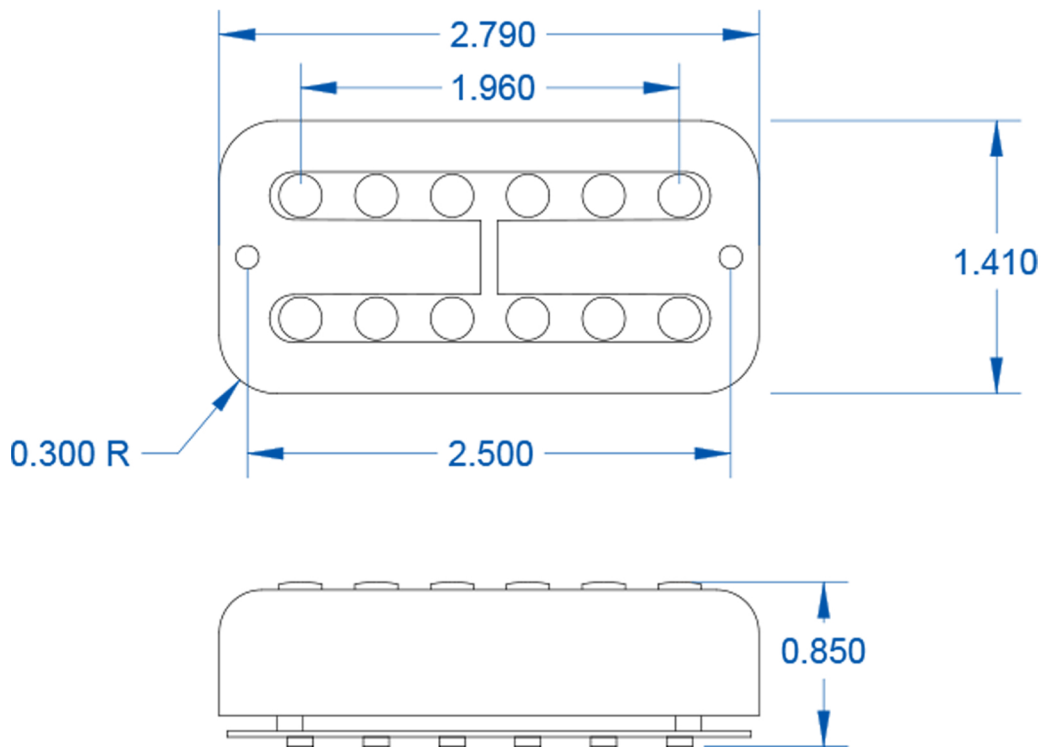


Option B



Pickup Dimensions



Mounting Hardware Included with Pickup

A: Pickup Height Adjustment Foam (1) - Place under center of pickup before screwing pickup to your guitar (see photo below).

B: Mounting Screws (2) to attach pickup to your guitar's center block.



To lower pickup: Tighten Mounting Screws to compress the foam.

To raise pickup: Loosen the Mounting Screws to decompress the foam.